


$$(\quad^{\circ}, \quad^{\circ})$$

Institute of Geology and Geophysics, Chinese Academy of Sciences, Beijing, 100029, China
 Wuhan Institute of Physics and Mathematics, Chinese Academy of Sciences, Wuhan, China
 Graduate School of the Chinese Academy of Sciences, China



et al.

I I

et al.

et al.

et al.

et

al.

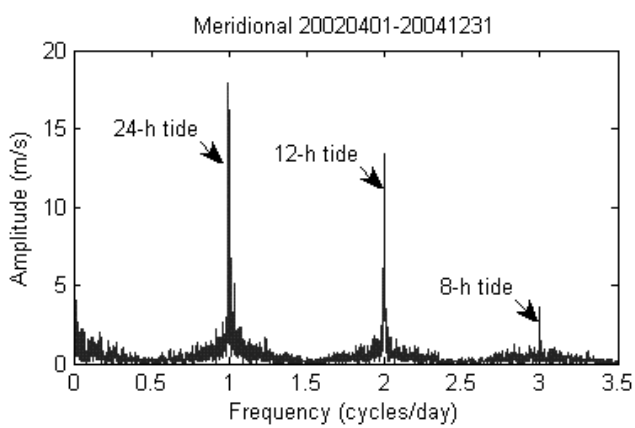
et al.

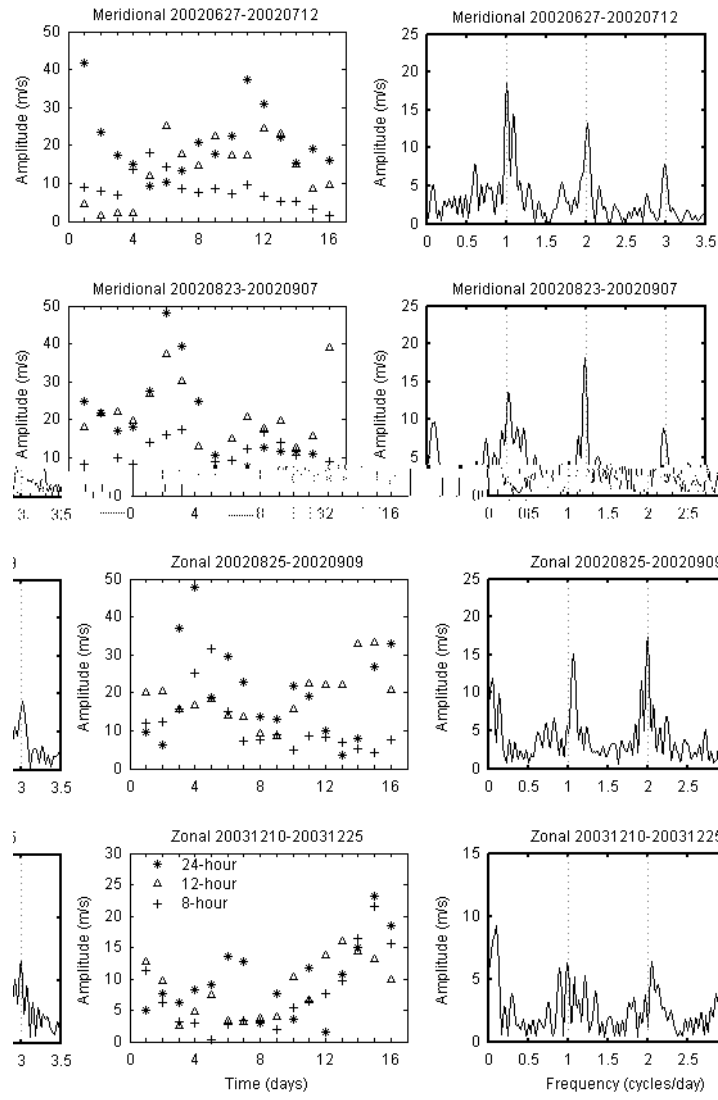
et al.

et al.

et al.

et al.





et al.
et al.

et al.

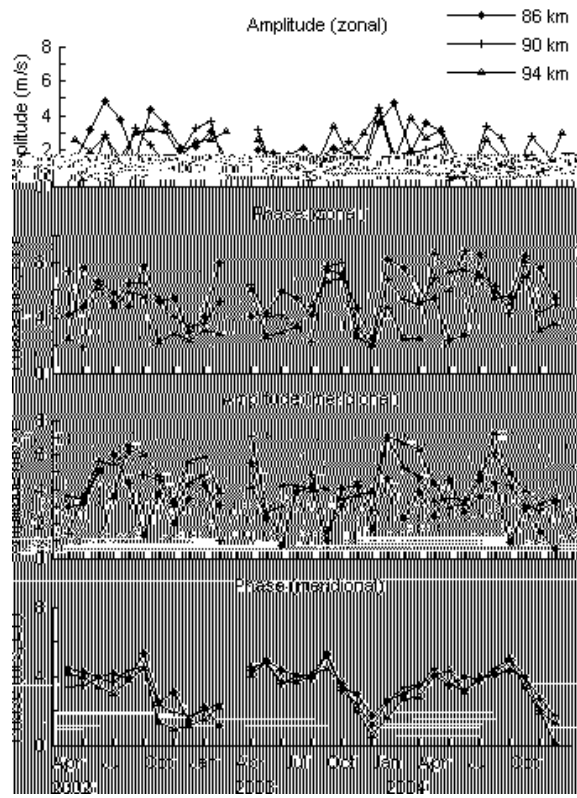


Figure 1. Zonal amplitude, pressure, and phase (meridional) for three altitudes: 86 km, 90 km, and 94 km. The x-axis shows time from April 2003 to April 2004. The y-axes show Amplitude (m/s), Pressure (hPa), and Phase (meridional).

